






Accessories

Water filter

Filter systems for longer life expectancy and reduction of downtimes

Cold water filter: Protection of the pump, solenoid valves and mould channels

Process water filter: Protection of the pump and mould channels from dirt particles

Description	
	<p>Cold water filter single incl. filter element 25 µm</p> <p>For mounting on the cooling water inlet at all temperature control units</p>
<p>10 µm</p>  <p>25 µm</p>	<p>Cold water filter double incl. filter element 10 µm filter element 25 µm</p> <p>For fine filtration</p> <p>For mounting on the cooling water inlet at all temperature control units</p>
	<p>Filter element 10 µm set 5 pcs</p>
	<p>Filter element 25 µm set 5 pcs</p>
	<p>Process water filter</p> <p>inkl. • ball valve • double nipple • sealing plugs • reduction 3/4" - 1/2" • double nipple 3/4" - 3/4"</p> <p>For mounting on the return flow of the process water. Suitable for all temperature control units up to 180°C with water.</p>



TOOL-TEMP[®]